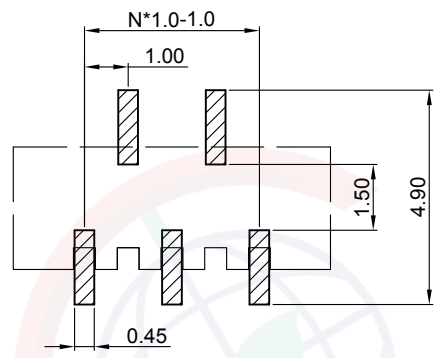
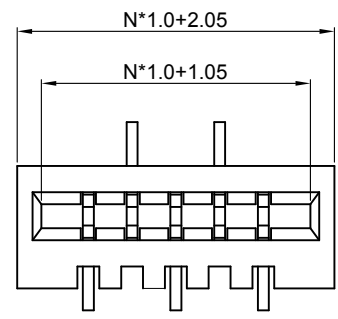



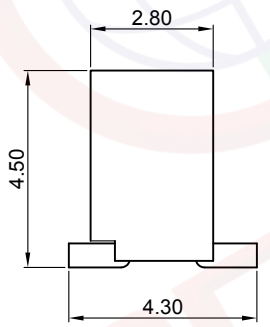
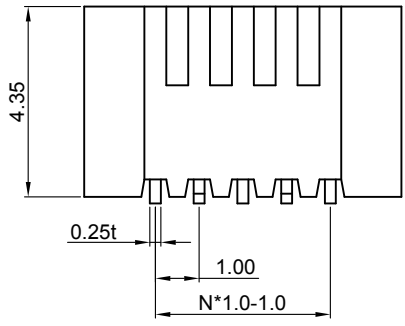
Dept	Qty
DC	1
ED	1
IE	1
ISO	1
PD	1
R&D	1
SD	1
QA	1
QC	1
QE	1

The information provided herein is from CONNELY Electronic Co., Ltd. and is confidential. Any disclosure to a party other than the recipient is prohibited. The intellectual properties and its rights contained herein, including but not limited to, trademarks, patents, copyrights, trade secrets, and technical know-how, are owned exclusively by CONNELY or its affiliates. Unauthorized use or reproduction of any part of this document is strictly prohibited. CONNELY may enforce its intellectual property rights at its own discretion, failures or delays to exercise such rights does not constitute a waiver of such rights.

REV.	DESCRIPTION	DRAWN	CHECKED	APPROVED
A	NEW RELEASE	YCH 04/18/12'		LJC 04/18/12'
B	DRAWING UPDATE	JLZ 09/13/17'		



Recommend PCB layout(Tolerance:±0.05)

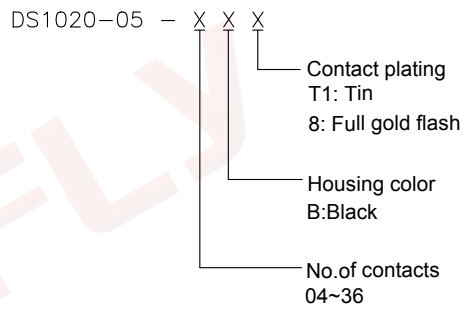


(Series Image-Reference Only)

NOTES:

- Materials
  - Insulator:LCP,Black,UL 94V-0.
  - Contact:Copper alloy.
- Specification
  - Temperature:-20~+85°C.
  - Contact resistance:20mΩ max.
  - Insulation resistance:100MΩ min.
  - Dielectric withstanding voltage:AC 100V per minute.

3. Product number code:



GENERAL TOLERANCE		ANGLE TOLERANCE		PROJECTION		TITLE	1.00mm FPC Connector Upright SMT Type	
X.	±0.60	X.	±5°	UNITS	mm	SERIES	DS1020-05 SERIES	
.X	±0.38	.X	±3°	SHEET SIZE	A4			
.XX	±0.25	.XX	±2°					
DRAWING TYPE		CUSTOMER			晨翔电子有限公司 CONNFLY ELECTRONIC CO. LTD			
SCALE		1:1	SHEET	1 OF 1				
DRAWING NO.		C-DS1020-05-XXX-B						