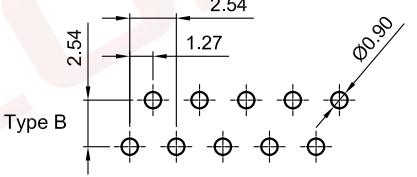
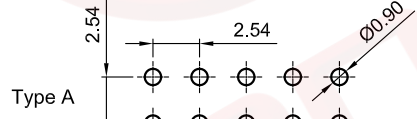
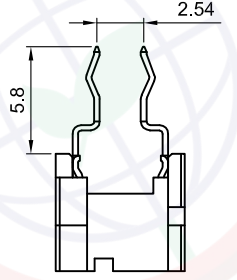
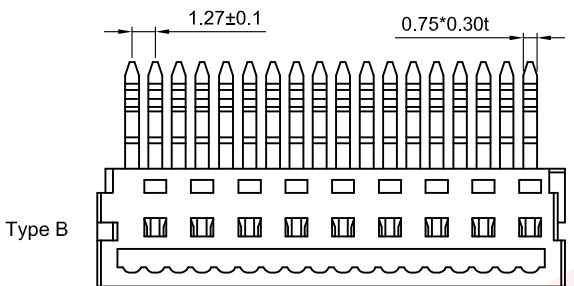
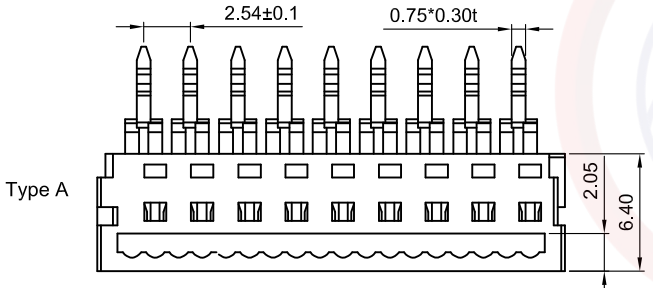
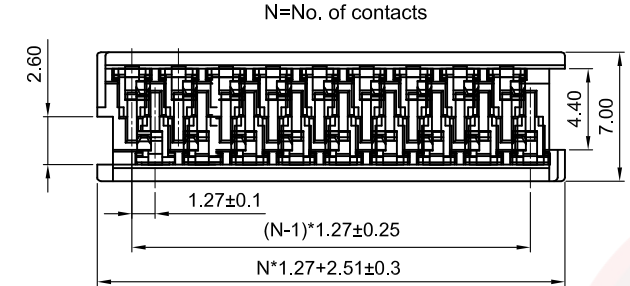


The information provided herein is from CONNELY Electronic Co., Ltd. and is confidential. Any disclosure to a party other than the recipient is prohibited. The intellectual properties and its rights contained herein, including but not limited to, trademarks, patents, copyrights, trade secrets, and technical know-how, are owned exclusively by CONNELY or its affiliates. Unauthorized use of this information in any format or manner. CONNELY may enforce its intellectual property rights at its own discretion; failures or delays to exercise such rights does not constitute a waiver of such rights.


1 2 3 4 5 6 7 8

REV.	DESCRIPTION	DRAWN	CHECKED	APPROVED
A	NEW RELEASE	JLZ 03/30/20'		

A B C D E F G H



Recommend PCB layout
(Tolerance:±0.05)



(Series Image-Reference Only)

Notes:

Specifications:

- Contact Resistance: 20mΩ Max.
- Insulation Resistance: 1000MΩ Min.
- Dielectric Withstanding Voltage: 500V AC(rms) For 1 Minute.
- Current Rating:2.4A.
- Temperature: -40°C~+105°C.

Materials:

- Contact Material: Copper Alloy.
- Contact Plating: Tin Plated.
- Insulator Material: PBT,White,UL94-V0.

Product Number Code:

DS1015-12 - X X X X X

- Bend type
- A:Type A
- B:Type B
- Packing type
- T:Tray
- Contact plating
- 6: Full Tin
- Housing color
- W:White
- No. of contacts
- 04 06 08 10 12 14
- 16 18 20 24 26

GENERAL TOLERANCE		ANGLE TOLERANCE		PROJECTION		TITLE	1.27mm White IDC Connector For Cable Straight Dip Type
X.	±0.60	X.	±5°	UNITS	mm	SHEET SIZE	A4
.X	±0.38	.X	±3°	SHEET SIZE	A4	SERIES	DS1015-12 SERIES
.XX	±0.25	.XX	±2°	晨翔电子有限公司 CONNELY CONNELY ELECTRONIC CO. LTD			
DRAWING TYPE		CUSTOMER					
SCALE		1:1					
DRAWING NO.		C-DS1015-12-XXXX-A					

1 2 3 4 5 6 7 8